

# SSRAA

2013 Return Information

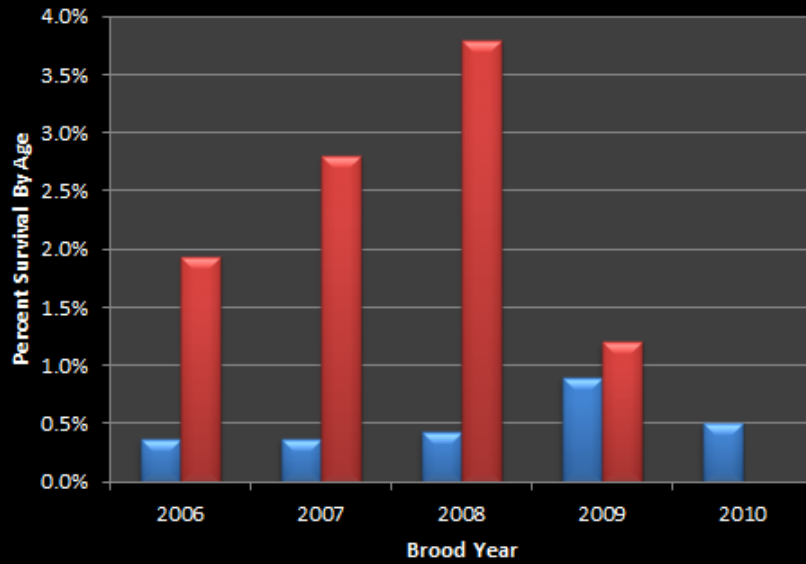
2014 Forecast



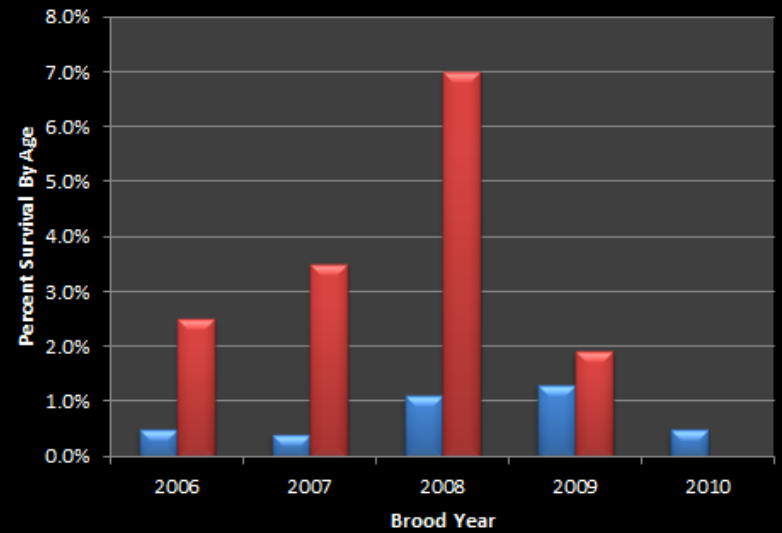
## 2013 Harvest Value of SSRAA Production

Species	Gillnet	Seine	Troll	Total	% of Value
<b>Coho</b>	\$968,700	\$129,400	\$2,500,100	\$3,598,200	<b>25.6%</b>
<b>Chinook</b>	\$979,500	\$379,200	\$832,800	\$2,191,500	<b>15.6%</b>
<b>Summer Chum</b>	\$2,577,400	\$4,419,200	\$1,091,900	\$8,088,500	<b>57.5%</b>
<b>Fall Chum</b>	\$105,800	\$42,800	\$18,600	\$167,200	<b>1.2%</b>
<b>Sockeye</b>	\$11,300	\$4,300		\$15,600	<b>0.1%</b>
<b>Totals</b>	<b>\$4,642,700</b>	<b>\$4,974,900</b>	<b>\$4,443,400</b>	<b>\$14,061,000</b>	<b>100.0%</b>
<b>% of Value</b>	<b>33.0%</b>	<b>35.4%</b>	<b>31.6%</b>	<b>100.0%</b>	

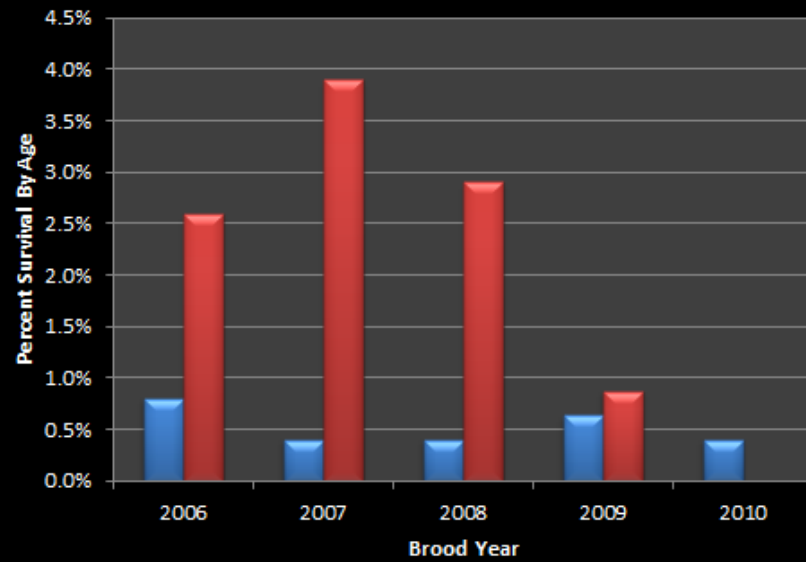
### Kendrick Survival By Age



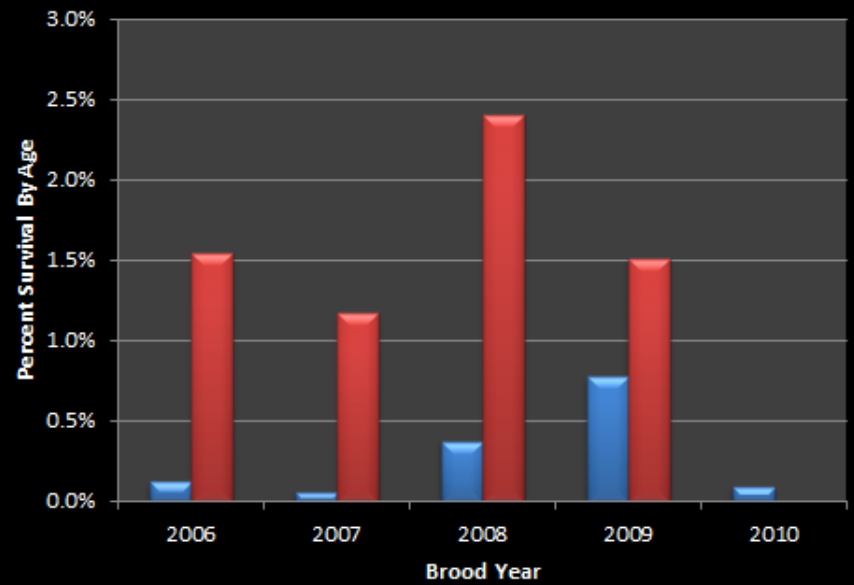
### Nakat Survival By Age



### Neets Bay Survival By Age



### Anita Survival By Age



■ Age 3 ■ Age 4

■ Age 3 ■ Age 4

## SSRAA 2014 Forecast All Species - All Sites - Preliminary

Species	Site	5 YR	4 YR	3 YR	CP	Terminal	Total
S Chum	Neets	200,000	1,200,000	400,000	486,000	1,314,000	1,800,000
S Chum	Nakat	40,000	200,000	40,000	140,000	140,000	280,000
S Chum	Anita	88,000	343,000	70,000	250,500	250,500	501,000
S Chum	Kendrick	116,000	500,000	84,000	490,000	210,000	700,000

F Chum	Neets	10,000	100,000	30,000	35,000	105,000	140,000
F Chum	Nakat	5,000	no release	5,000	3,500	6,500	10,000

Species	Site	6 YR	5 YR	4 YR	CP	Terminal	Total
Chinook	Whitman	700	6,600	5,000	3,690	8,610	12,300
Chinook	Neets	1,000	10,000	7,100	5,430	12,670	18,100
Chinook	Anita	2,000	9,000	4,400	4,620	10,780	15,400
Chinook	Crystal	600	2,000	700	1,650	1,650	3,300

Species	Site	CP	Terminal	Total
Coho	Whitman	17,700	5,900	23,600
Coho	Neets	207,200	88,800	296,000
Coho	Nakat	21,600	2,400	24,000
Coho	Anita	13,200	2,300	15,500
Coho	Neck	34,000	34,000	68,000
Coho	Burnett	10,300	12,700	23,000
Coho	Crystal	5,300	3,600	8,900