

SSRAA RETURNS CONTRIBUTION ESTIMATES 2014

Coho Release Site	Common Property			Sport	Special Harvest Area			SSRAA	Cost	Other	Total
	Gillnet	Seine	Troll		Brood	Recovery					
BURNETT INLET	7,405	1,315	3,060	2,130				3,260	14,100	2,500	33,770
NECK LAKE	46,495	3,605	11,220	30,420					69,000		160,740
ANITA BAY	5,860	170	7,935	235	7,500	335	5				22,040
CRYSTAL LAKE	345	60	985					1,585			2,975
HERRING COVE	4,975	2,140	12,025	2,607				5,500	4,480		31,727
NAKAT	7,745	1,115	10,710	215	15,025		65				34,875
NEETS BAY	79,880	16,575	185,175	14,960	10,075	36,180	12,300	3,800	36,800	17,555	413,300
% By Group	22%	4%	33%	7%	5%	5%	2%	2%	18%	3%	100%
Total	152,705	24,980	231,110	50,567	32,600	36,515	12,370	14,145	124,380	20,055	699,427
Chinook	Common Property			Sport	Special Harvest Area			SSRAA	Cost	Other	Total
Release Site	Gillnet	Seine	Troll		Gillnet	Seine	Troll	Brood	Recovery		
ANITA BAY	6,130	290	2,255	100	7,020	2,680	165				18,640
CRYSTAL LAKE	495		1,113	120				2,010			3,738
HERRING COVE	250	55	2,975	1,240				2,020	2,520		9,060
NEETS BAY	550	830	4,920	290	3,145	6,290	775			600	17,400
% By Group	15%	2%	23%	4%	21%	18%	2%	8%	5%	1%	100%
Total	7,425	1,175	11,263	1,750	10,165	8,970	940	4,030	2,520	600	48,838
S Chum	Common Property			Sport	Special Harvest Area			SSRAA	Cost	Other	Total
Release Site	Gillnet	Seine	Troll		Gillnet	Seine	Troll	Brood	Recovery		
ANITA BAY	84,185	106,650	2,115		43,485	30,570					267,005
NAKAT	92,540	13,070			70,730						176,340
NEETS BAY	59,760	191,520	52,545		2,360	29,025	65,005	177,900	558,595		1,136,710
KENDRICK	15,210	331,110	815			106,035					453,170
% By Group	12%	32%	3%	0%	6%	8%	3%	9%	27%	0%	100%
Total	251,695	642,350	55,475	0	116,575	165,630	65,005	177,900	558,595	0	2,033,225
F Chum	Common Property			Sport	Special Harvest Area			SSRAA	Cost	Other	Total
Release Site	Gillnet	Seine	Troll		Gillnet	Seine	Troll	Brood	Recovery		
NEETS BAY	17,150	6,905	12,825		5,980	16,935	15,865	48,600	18,955		143,215
NAKAT	13,020	750			10,845						24,615
% By Group	18%	5%	8%	0%	10%	10%	9%	29%	11%	0%	100%
Total	30,170	7,655	12,825	0	16,825	16,935	15,865	48,600	18,955	0	167,830

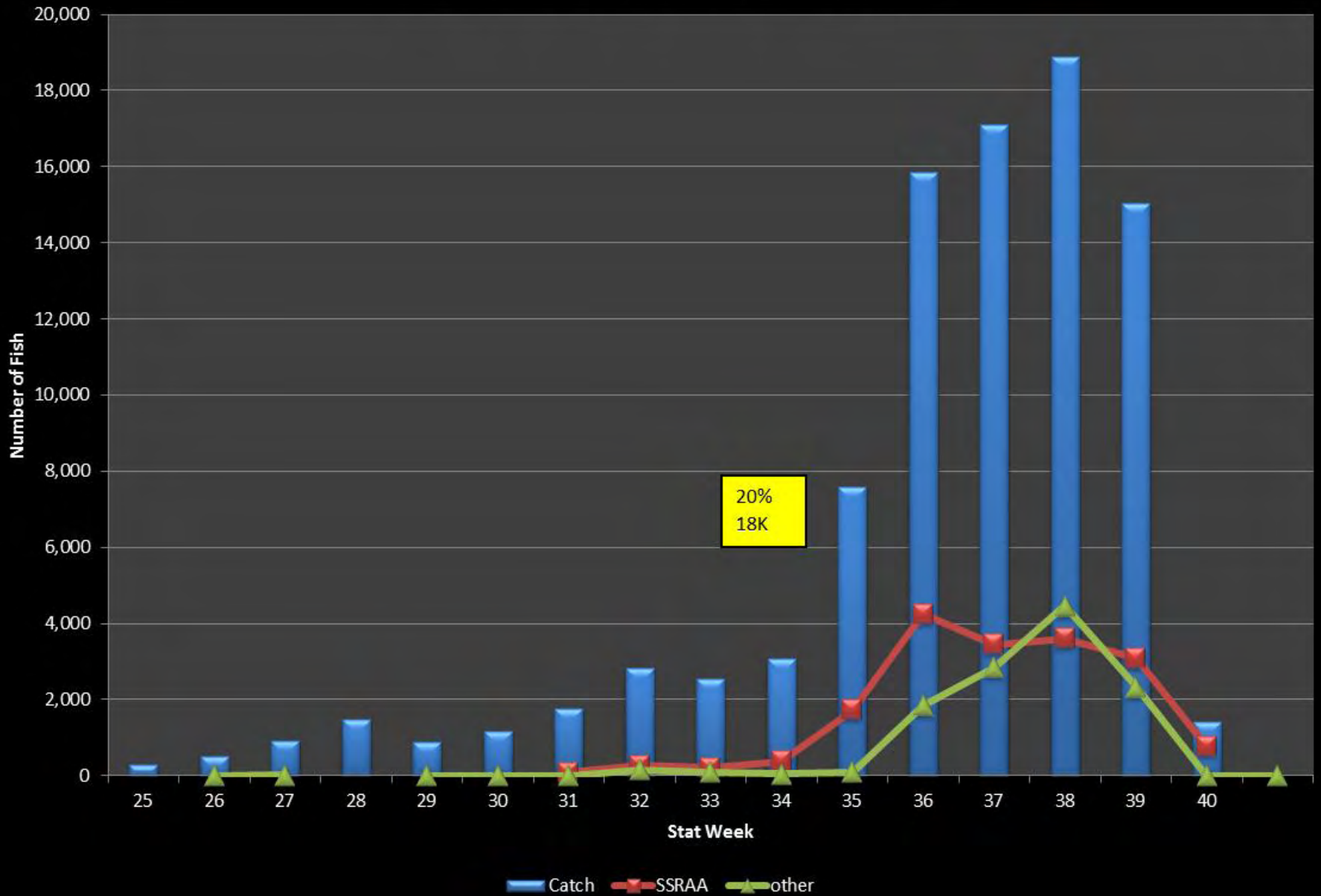
2014

Enhanced Coho Contribution to Traditional Commercial Fisheries in SE

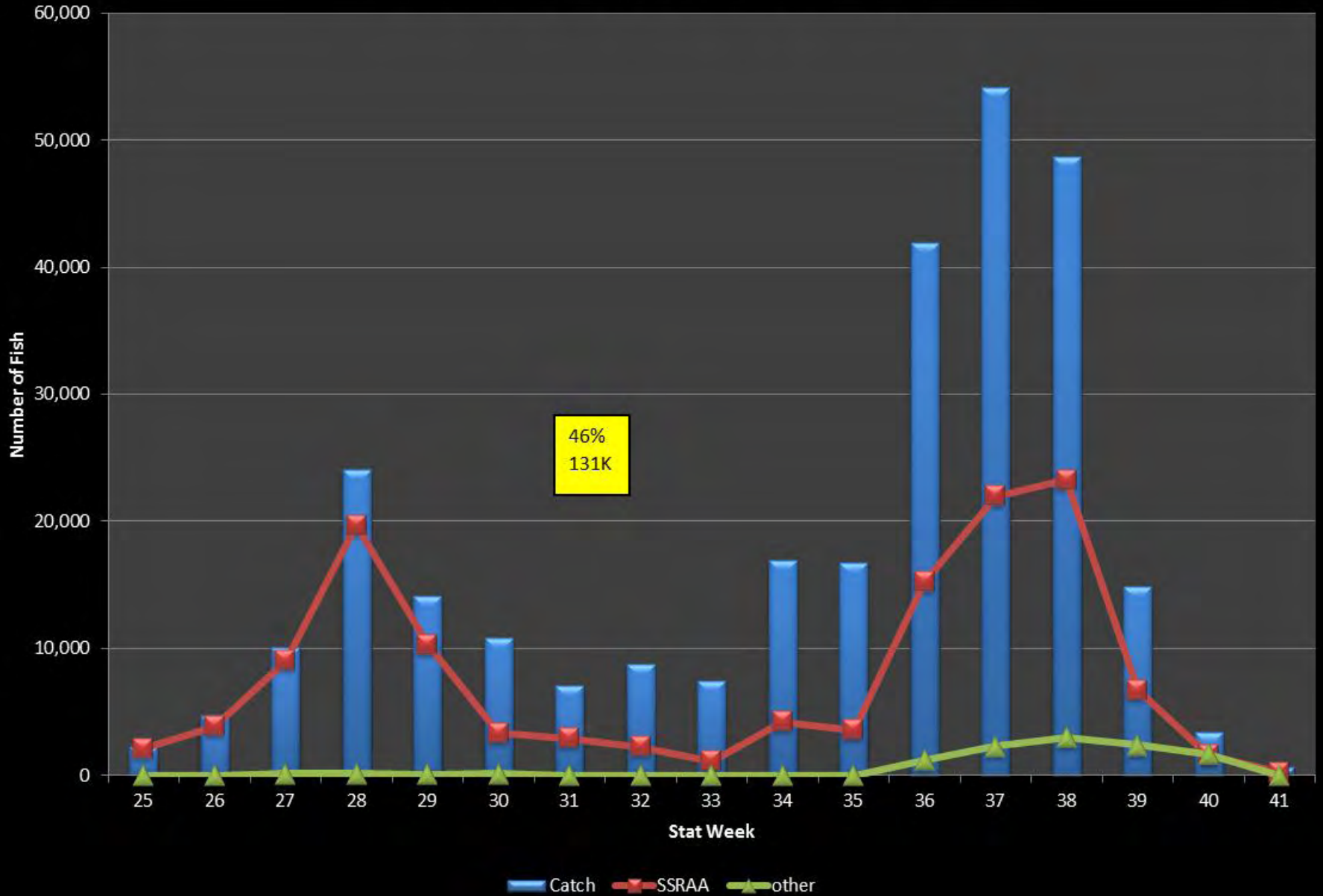
STATE	AGENCY	CONTRIBUTION
ALASKA	SSRAA	407,935
	NSRAA	136,972
	PWHA	125,881
	AKI	90,837
	MIC	72,736
	DIPC	9,240
	ADF&G*	4,095
	KTHC	2,427
	KAKE	2,255
	USFS	149
CANADA	ALL	1,041
WASHINGTON	ALL	488
TOTAL		862,597
% SSRAA		47%

* Wild Stock Tagging Programs

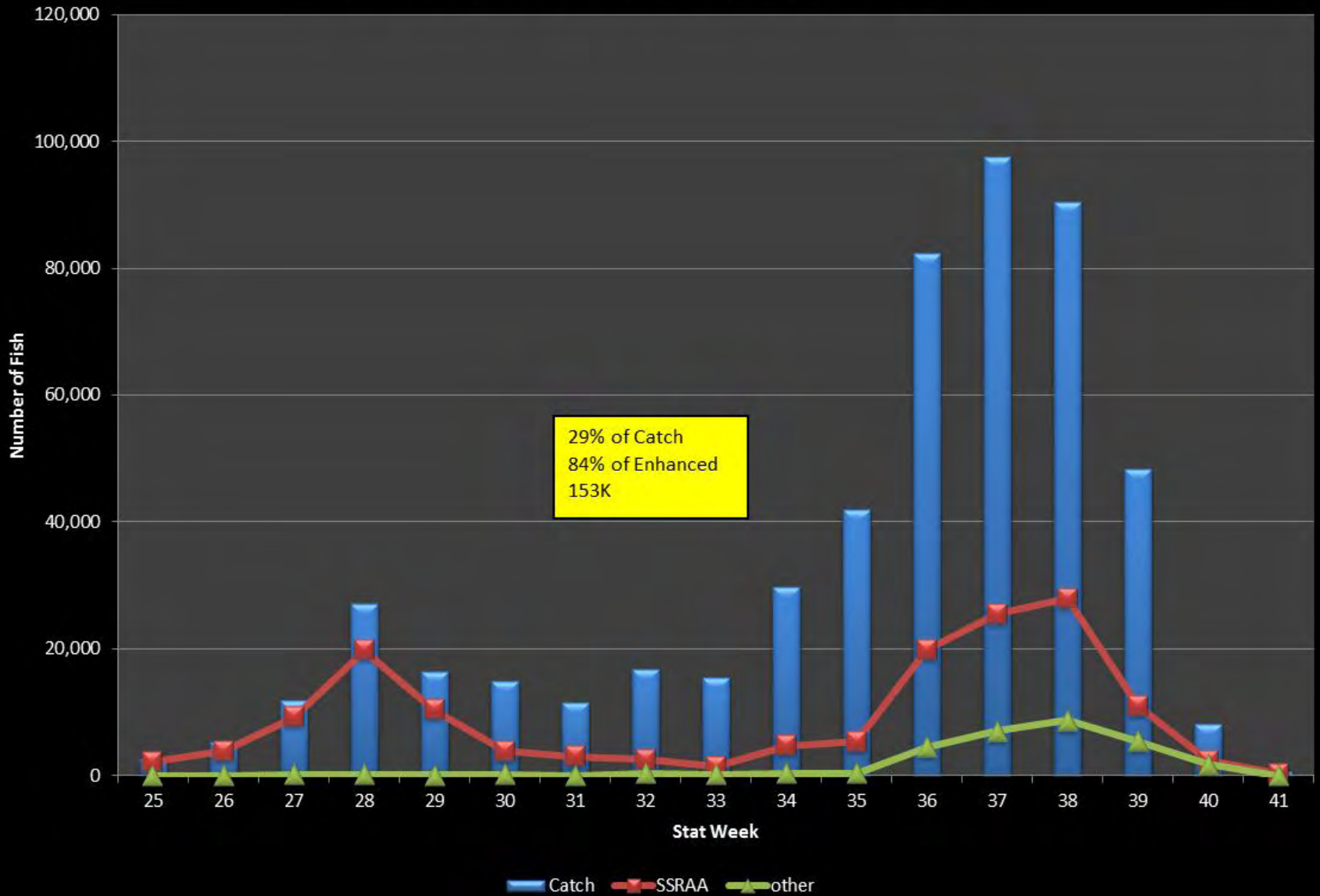
Gillnet Coho Catch District 101 - 2014



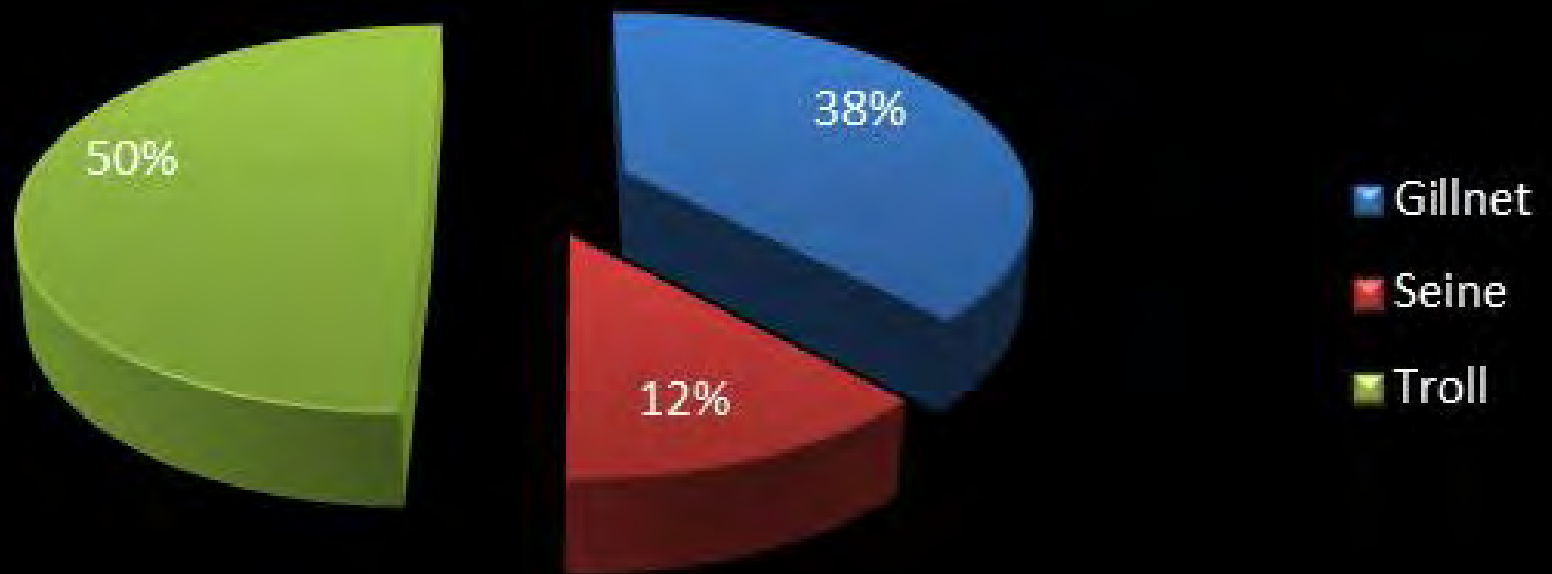
Gillnet Coho Catch District 106 - 2014



Gillnet Coho Catch All SE Traditional- 2014



SSRAA Coho Contribution By Gear 2014



SSRAA RETURNS CONTRIBUTION ESTIMATES 2014

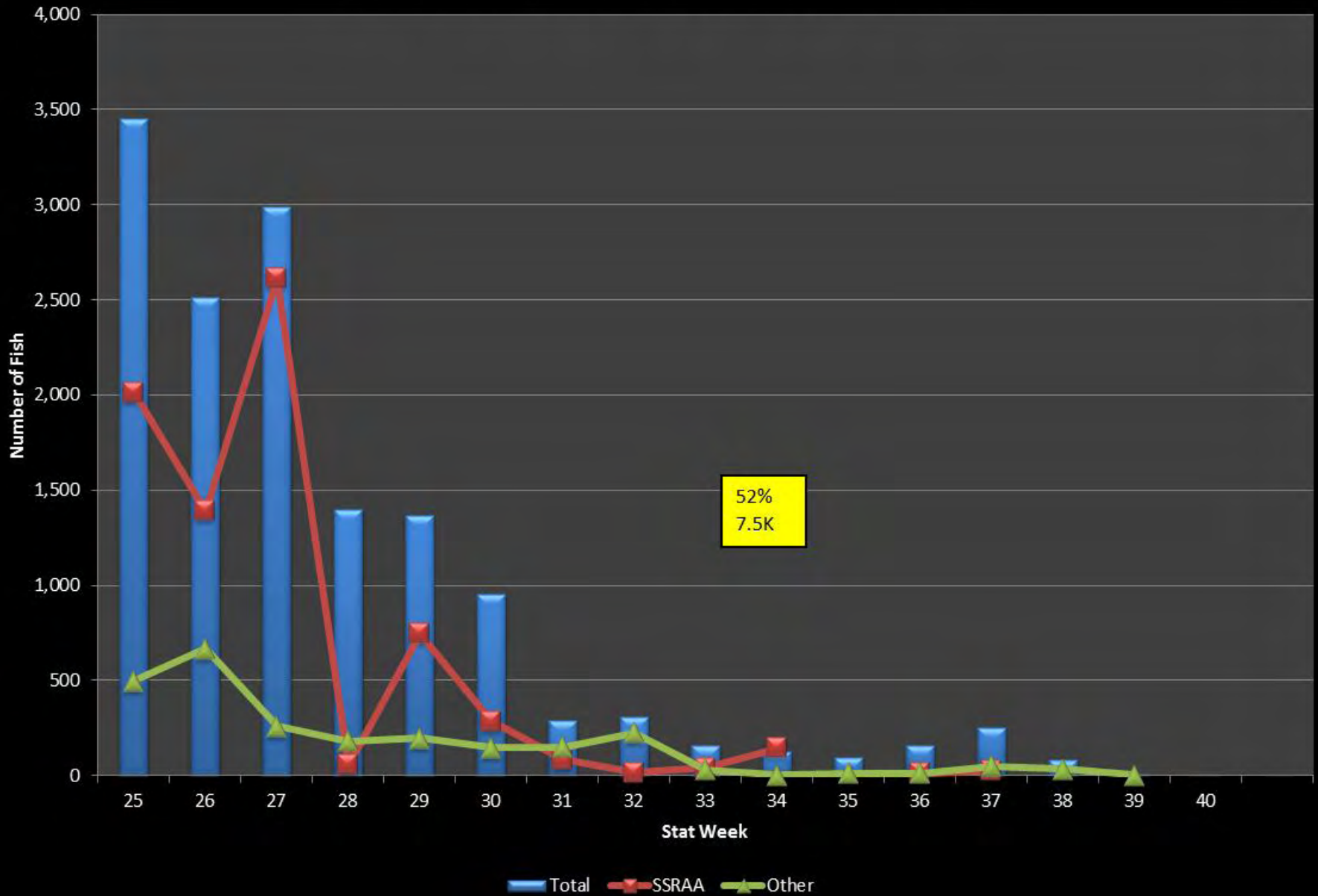
Coho Release Site	Common Property			Sport	Special Harvest Area			SSRAA	Cost	Other	Total
	Gillnet	Seine	Troll		Brood	Recovery					
BURNETT INLET	7,405	1,315	3,060	2,130				3,260	14,100	2,500	33,770
NECK LAKE	46,495	3,605	11,220	30,420					69,000		160,740
ANITA BAY	5,860	170	7,935	235	7,500	335	5				22,040
CRYSTAL LAKE	345	60	985					1,585			2,975
HERRING COVE	4,975	2,140	12,025	2,607				5,500	4,480		31,727
NAKAT	7,745	1,115	10,710	215	15,025		65				34,875
NEETS BAY	79,880	16,575	185,175	14,960	10,075	36,180	12,300	3,800	36,800	17,555	413,300
% By Group	22%	4%	33%	7%	5%	5%	2%	2%	18%	3%	100%
Total	152,705	24,980	231,110	50,567	32,600	36,515	12,370	14,145	124,380	20,055	699,427

Chinook Release Site	Common Property			Sport	Special Harvest Area			SSRAA	Cost	Other	Total
	Gillnet	Seine	Troll		Brood	Recovery					
ANITA BAY	6,130	290	2,255	100	7,020	2,680	165				18,640
CRYSTAL LAKE	495		1,113	120				2,010			3,738
HERRING COVE	250	55	2,975	1,240				2,020	2,520		9,060
NEETS BAY	550	830	4,920	290	3,145	6,290	775			600	17,400
% By Group	15%	2%	23%	4%	21%	18%	2%	8%	5%	1%	100%
Total	7,425	1,175	11,263	1,750	10,165	8,970	940	4,030	2,520	600	48,838

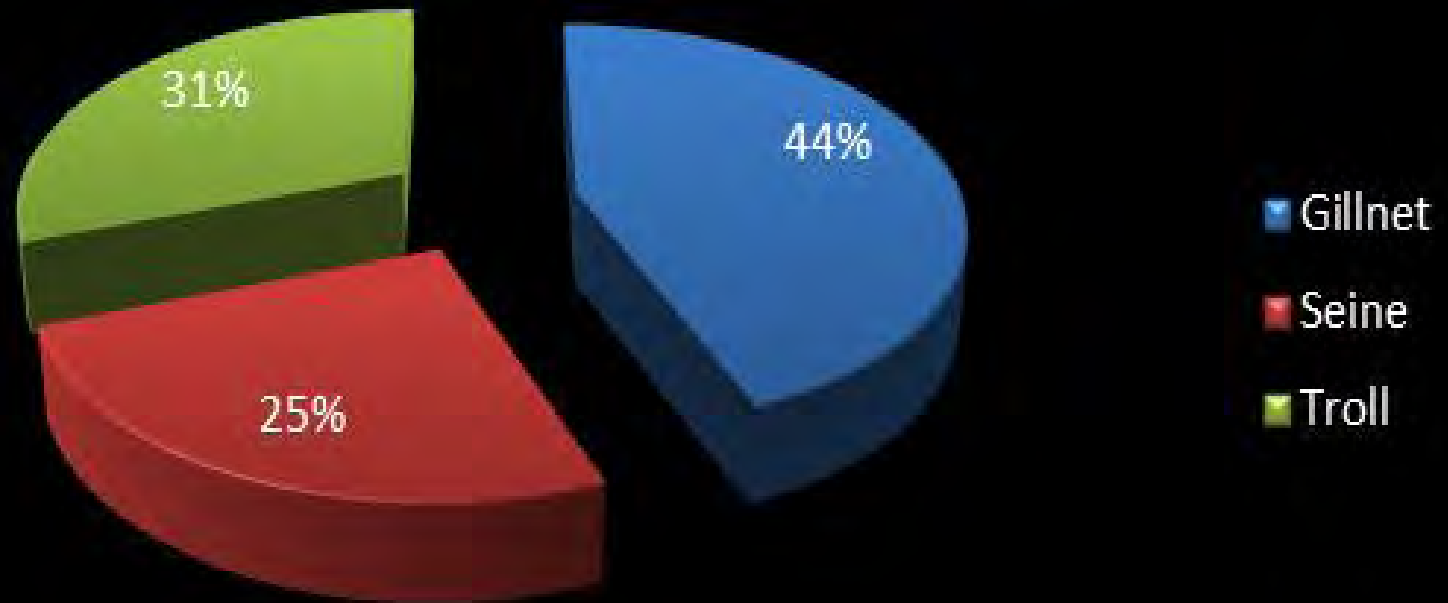
S Chum Release Site	Common Property			Sport	Special Harvest Area			SSRAA	Cost	Other	Total
	Gillnet	Seine	Troll		Brood	Recovery					
ANITA BAY	84,185	106,650	2,115		43,485	30,570					267,005
NAKAT	92,540	13,070			70,730						176,340
NEETS BAY	59,760	191,520	52,545		2,360	29,025	65,005	177,900	558,595		1,136,710
KENDRICK	15,210	331,110	815			106,035					453,170
% By Group	12%	32%	3%	0%	6%	8%	3%	9%	27%	0%	100%
Total	251,695	642,350	55,475	0	116,575	165,630	65,005	177,900	558,595	0	2,033,225

F Chum Release Site	Common Property			Sport	Special Harvest Area			SSRAA	Cost	Other	Total
	Gillnet	Seine	Troll		Brood	Recovery					
NEETS BAY	17,150	6,905	12,825		5,980	16,935	15,865	48,600	18,955		143,215
NAKAT	13,020	750			10,845						24,615
% By Group	18%	5%	8%	0%	10%	10%	9%	29%	11%	0%	100%
Total	30,170	7,655	12,825	0	16,825	16,935	15,865	48,600	18,955	0	167,830

Gillnet Chinook Catch District 108 - 2014



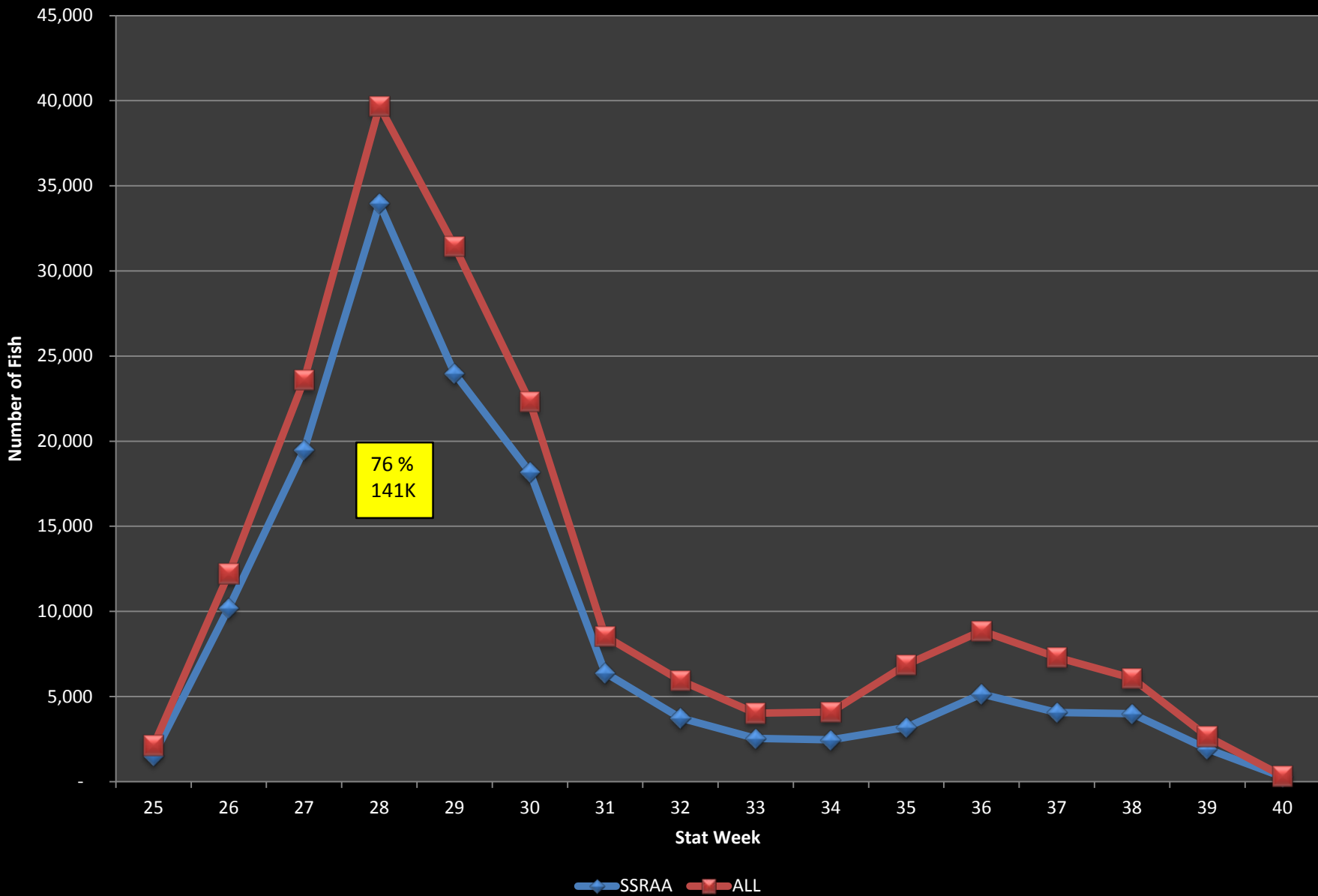
SSRAA Chinook Contribution By Gear 2014



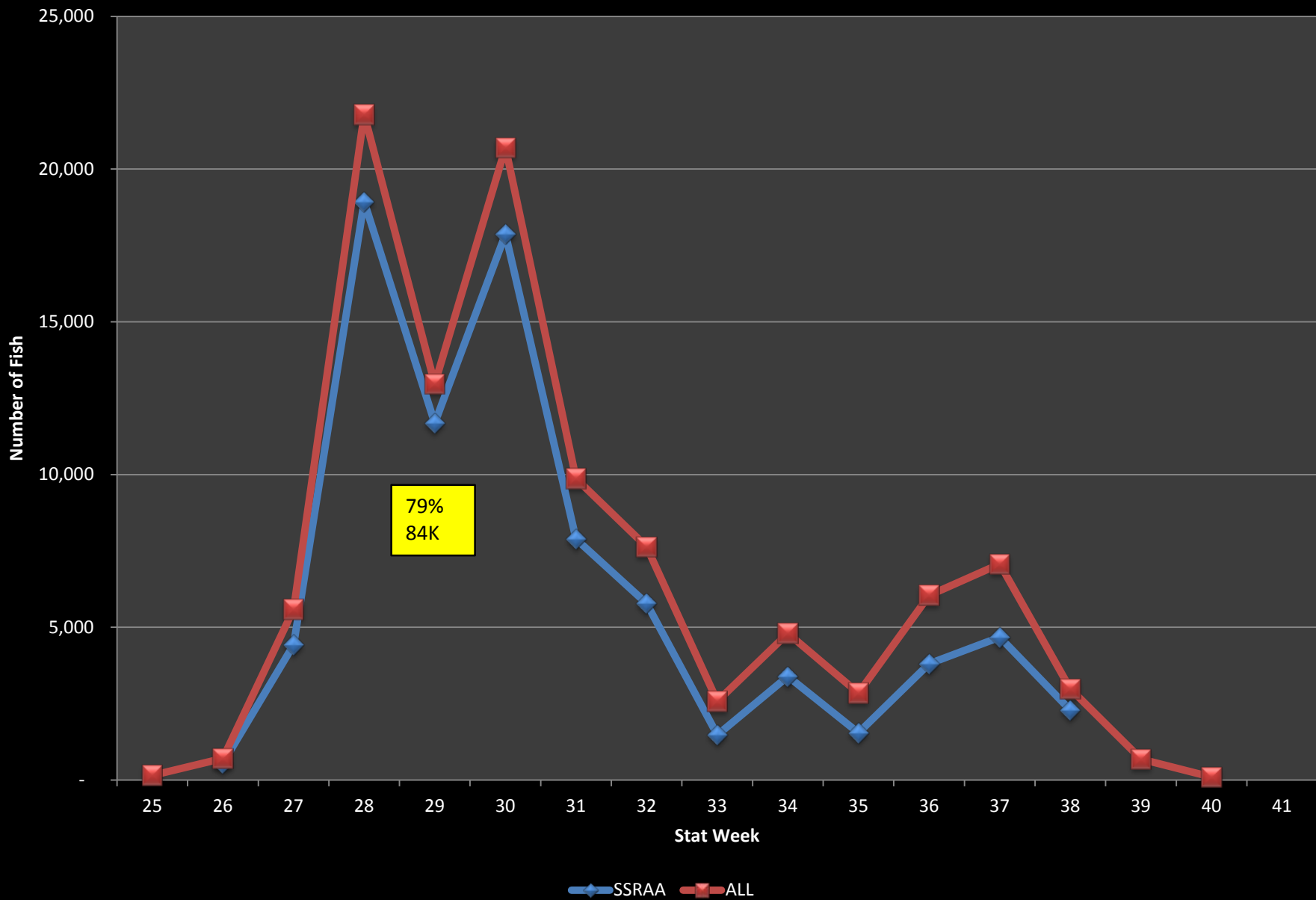
SSRAA RETURNS CONTRIBUTION ESTIMATES 2014

Coho Release Site	Common Property			Sport	Special Harvest Area			SSRAA	Cost	Other	Total
	Gillnet	Seine	Troll		Brood	Recovery					
BURNETT INLET	7,405	1,315	3,060	2,130				3,260	14,100	2,500	33,770
NECK LAKE	46,495	3,605	11,220	30,420					69,000		160,740
ANITA BAY	5,860	170	7,935	235	7,500	335	5				22,040
CRYSTAL LAKE	345	60	985					1,585			2,975
HERRING COVE	4,975	2,140	12,025	2,607				5,500	4,480		31,727
NAKAT	7,745	1,115	10,710	215	15,025		65				34,875
NEETS BAY	79,880	16,575	185,175	14,960	10,075	36,180	12,300	3,800	36,800	17,555	413,300
% By Group	22%	4%	33%	7%	5%	5%	2%	2%	18%	3%	100%
Total	152,705	24,980	231,110	50,567	32,600	36,515	12,370	14,145	124,380	20,055	699,427
Chinook	Common Property			Sport	Special Harvest Area			SSRAA	Cost	Other	Total
Release Site	Gillnet	Seine	Troll		Gillnet	Seine	Troll	Brood	Recovery		
ANITA BAY	6,130	290	2,255	100	7,020	2,680	165				18,640
CRYSTAL LAKE	495		1,113	120				2,010			3,738
HERRING COVE	250	55	2,975	1,240				2,020	2,520		9,060
NEETS BAY	550	830	4,920	290	3,145	6,290	775			600	17,400
% By Group	15%	2%	23%	4%	21%	18%	2%	8%	5%	1%	100%
Total	7,425	1,175	11,263	1,750	10,165	8,970	940	4,030	2,520	600	48,838
S Chum	Common Property			Sport	Special Harvest Area			SSRAA	Cost	Other	Total
Release Site	Gillnet	Seine	Troll		Gillnet	Seine	Troll	Brood	Recovery		
ANITA BAY	84,185	106,650	2,115		43,485	30,570					267,005
NAKAT	92,540	13,070			70,730						176,340
NEETS BAY	59,760	191,520	52,545		2,360	29,025	65,005	177,900	558,595		1,136,710
KENDRICK	15,210	331,110	815			106,035					453,170
% By Group	12%	32%	3%	0%	6%	8%	3%	9%	27%	0%	100%
Total	251,695	642,350	55,475	0	116,575	165,630	65,005	177,900	558,595	0	2,033,225
F Chum	Common Property			Sport	Special Harvest Area			SSRAA	Cost	Other	Total
Release Site	Gillnet	Seine	Troll		Gillnet	Seine	Troll	Brood	Recovery		
NEETS BAY	17,150	6,905	12,825		5,980	16,935	15,865	48,600	18,955		143,215
NAKAT	13,020	750			10,845						24,615
% By Group	18%	5%	8%	0%	10%	10%	9%	29%	11%	0%	100%
Total	30,170	7,655	12,825	0	16,825	16,935	15,865	48,600	18,955	0	167,830

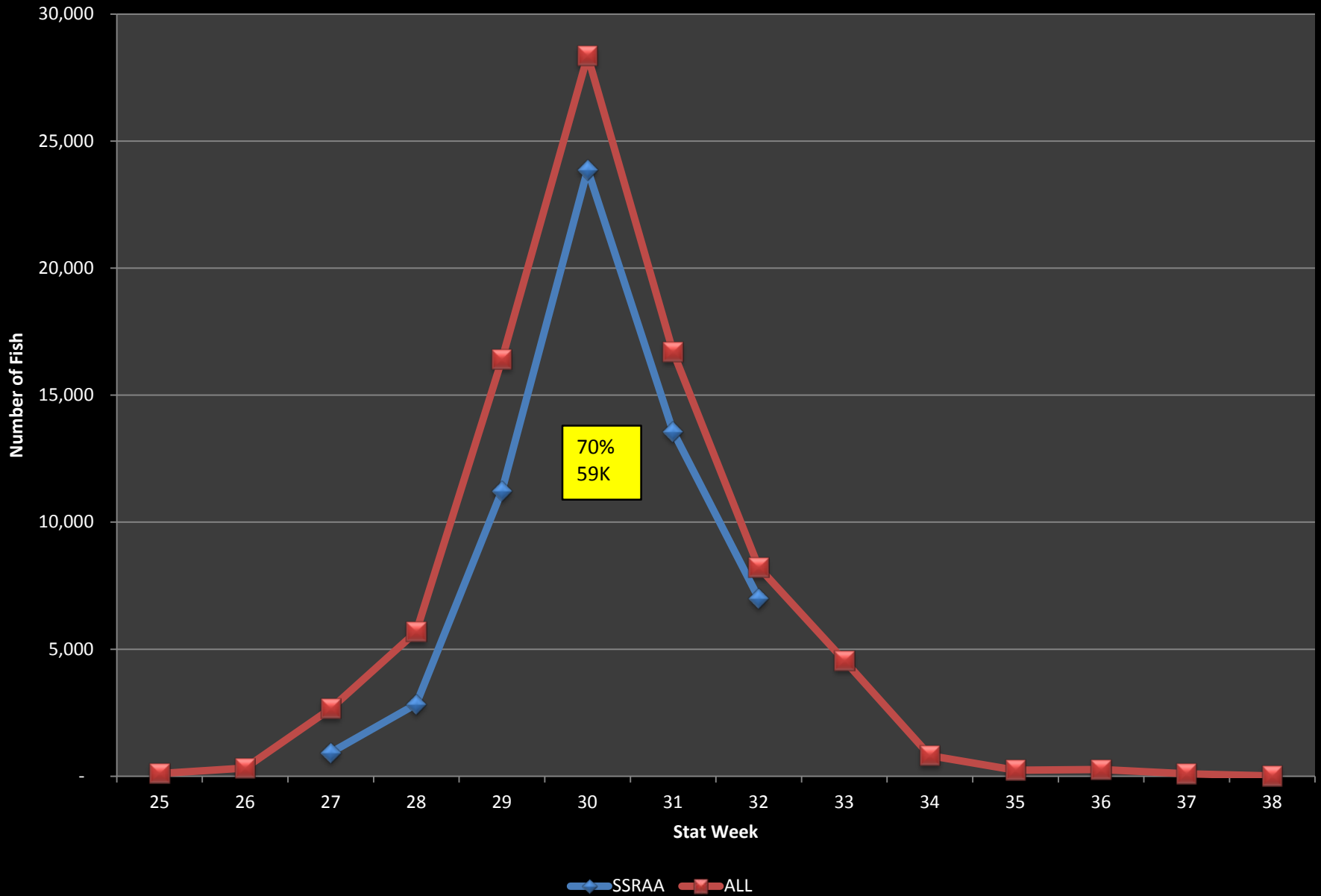
2014 D101 Gillnet Chum Catch



2014 D106 Gillnet Chum Catch



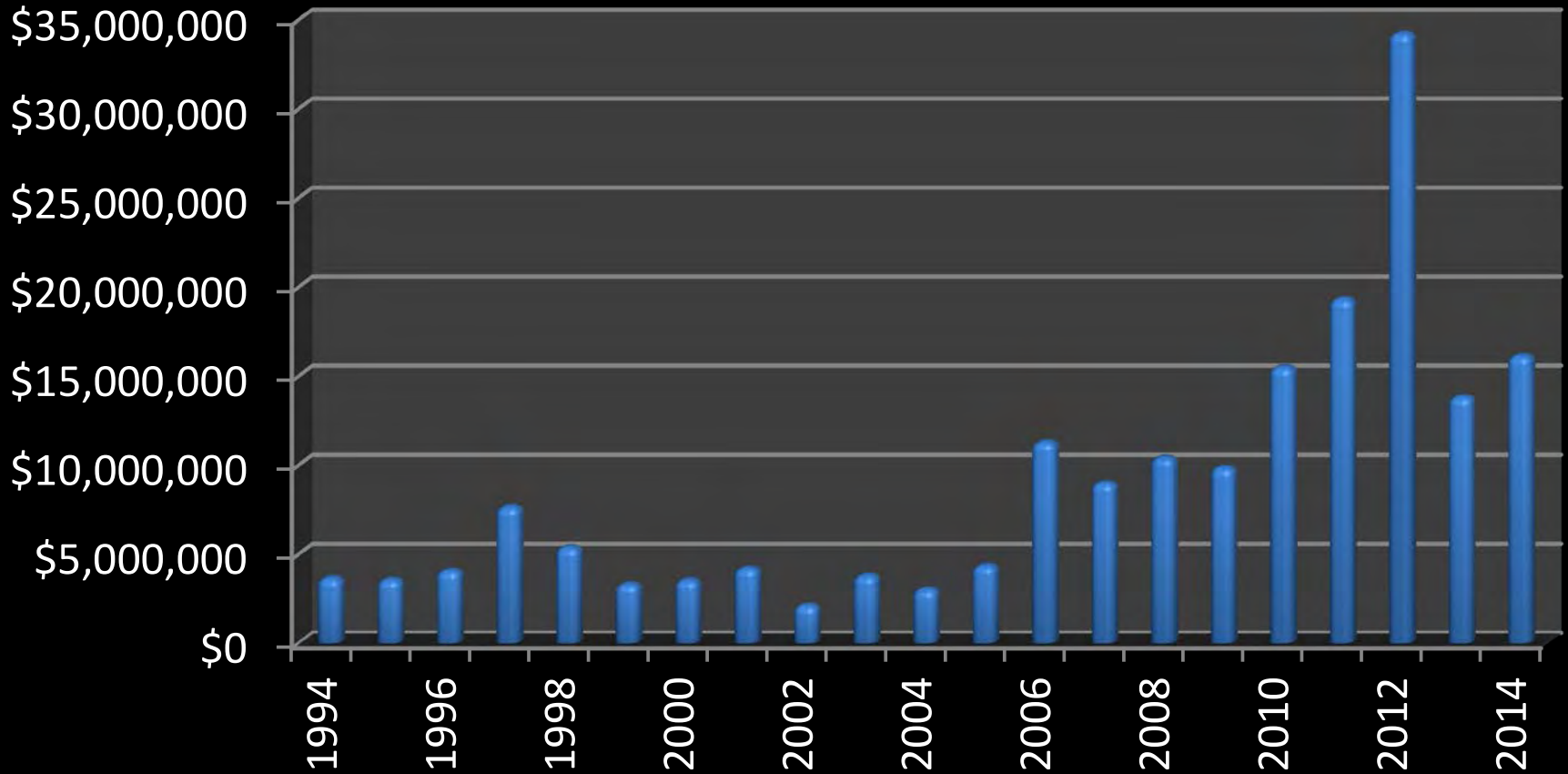
2014 D108 Gillnet Chum Catch



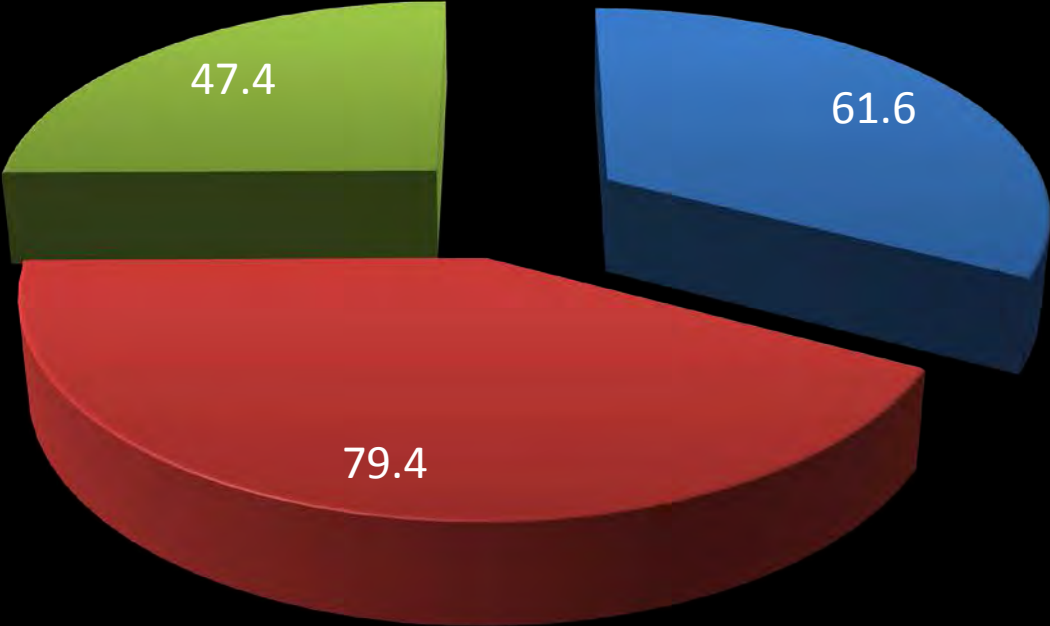
SSRAA Value Estimate 2014 Return Year

	Troll	Drift	Seine	Total	% By Species
Chinook	\$ 767,900	\$ 864,200	\$ 401,000	\$ 2,033,100	13%
Coho	\$ 2,642,300	\$ 1,835,300	\$ 363,900	\$ 4,841,500	30%
Chum	\$ 1,622,100	\$ 2,657,700	\$ 4,986,200	\$ 9,266,000	57%
Total	\$ 5,032,300	\$ 5,357,200	\$ 5,751,100	\$ 16,140,600	100%
% By Gear	31%	33%	36%	100%	

SSRAA Value to Fleets



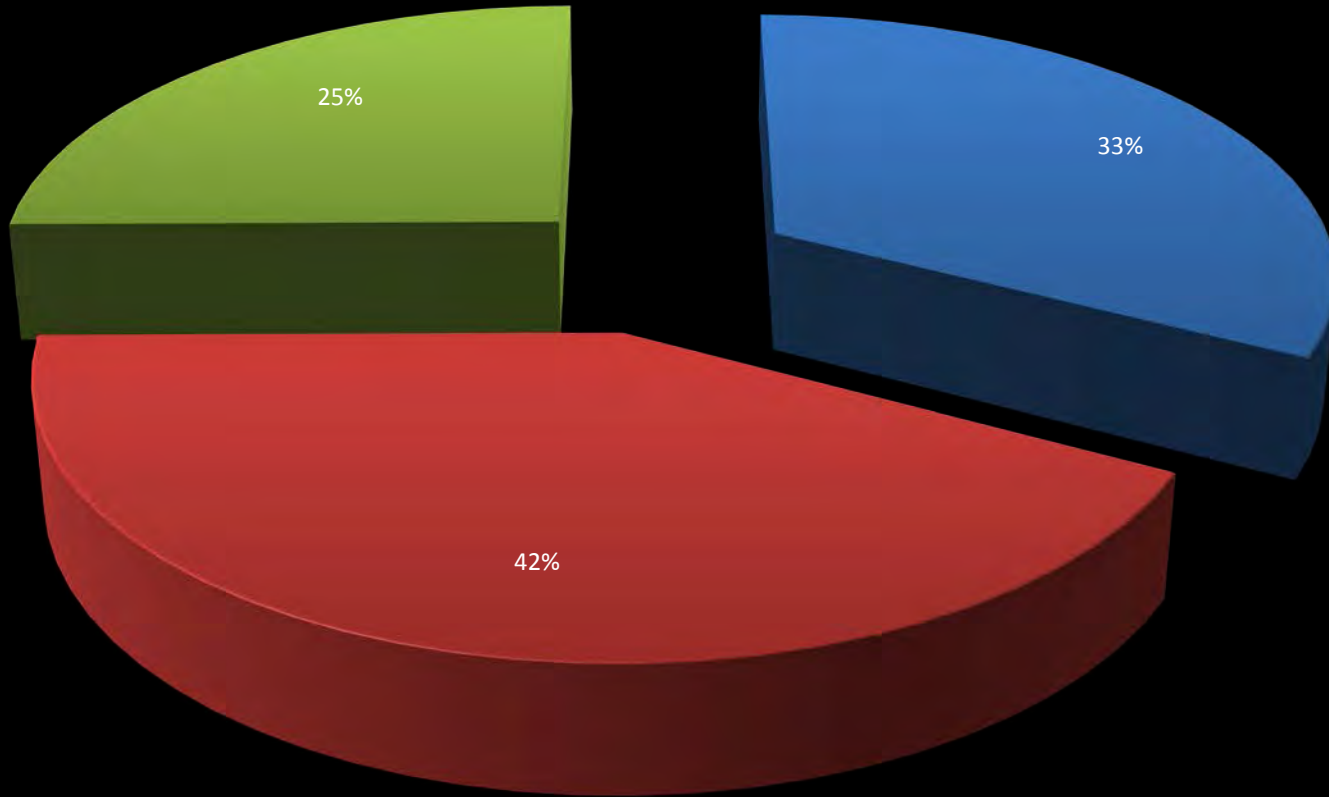
SSRAA Value in Millions



1994 - 2014 Totals

■ Gillnet ■ Seine ■ Troll

SSRAA Contribution Percents



1994 - 2014 Totals

24-29% Gillnet

44-49% Seine

27-32% Troll

SSRAA 2015 Forecast All Species - All Sites

Species	Site	5 YR	4 YR	3 YR	CP	Terminal	Total
S Chum	Neets	115,000	800,000	265,000	318,600	861,400	1,180,000
S Chum	Nakat	20,000	150,000	50,000	110,000	110,000	220,000
S Chum	Anita	50,000	250,000	70,000	185,000	185,000	370,000
S Chum	Kendrick	45,000	600,000	100,000	521,500	223,500	745,000
F Chum	Neets	10,000	165,000	35,000	52,500	157,500	210,000
F Chum	Nakat	no release	60,000	15,000	26,250	48,750	75,000

Species	Site	6 YR	5 YR	4 YR	CP	Terminal	Total
Chinook	Whitman	200	8,000	3,800	3,600	8,400	12,000
Chinook	Neets	500	10,000	11,000	6,450	15,050	21,500
Chinook	Anita	1,400	9,000	4,600	4,500	10,500	15,000
Chinook	Crystal	700	2,500	1,600	2,400	2,400	4,800

Species	Site	CP	Terminal	Total
Coho	Whitman	19,500	6,500	26,000
Coho	Neets	238,000	102,000	340,000
Coho	Nakat	43,200	4,800	48,000
Coho	Anita	44,700	2,300	47,000
Coho	Neck	45,000	45,000	90,000
Coho	Burnett	9,200	13,800	23,000
Coho	Crystal	2,500	2,500	5,000