

2015 Sitka Management Area Salmon Seine Summary

Dave Gordon

Area Management Biologist

Eric Coonradt

Assistant Area Management Biologist

Sitka Management Area

13-A Pink Salmon

Lisianski

Harvest: 1,498,000 pinks; 10-yr average 602,000
Escapement Index Count - 494,000
Escapement Target Range - 80,000-270,000

Portlock Harbor

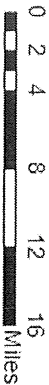
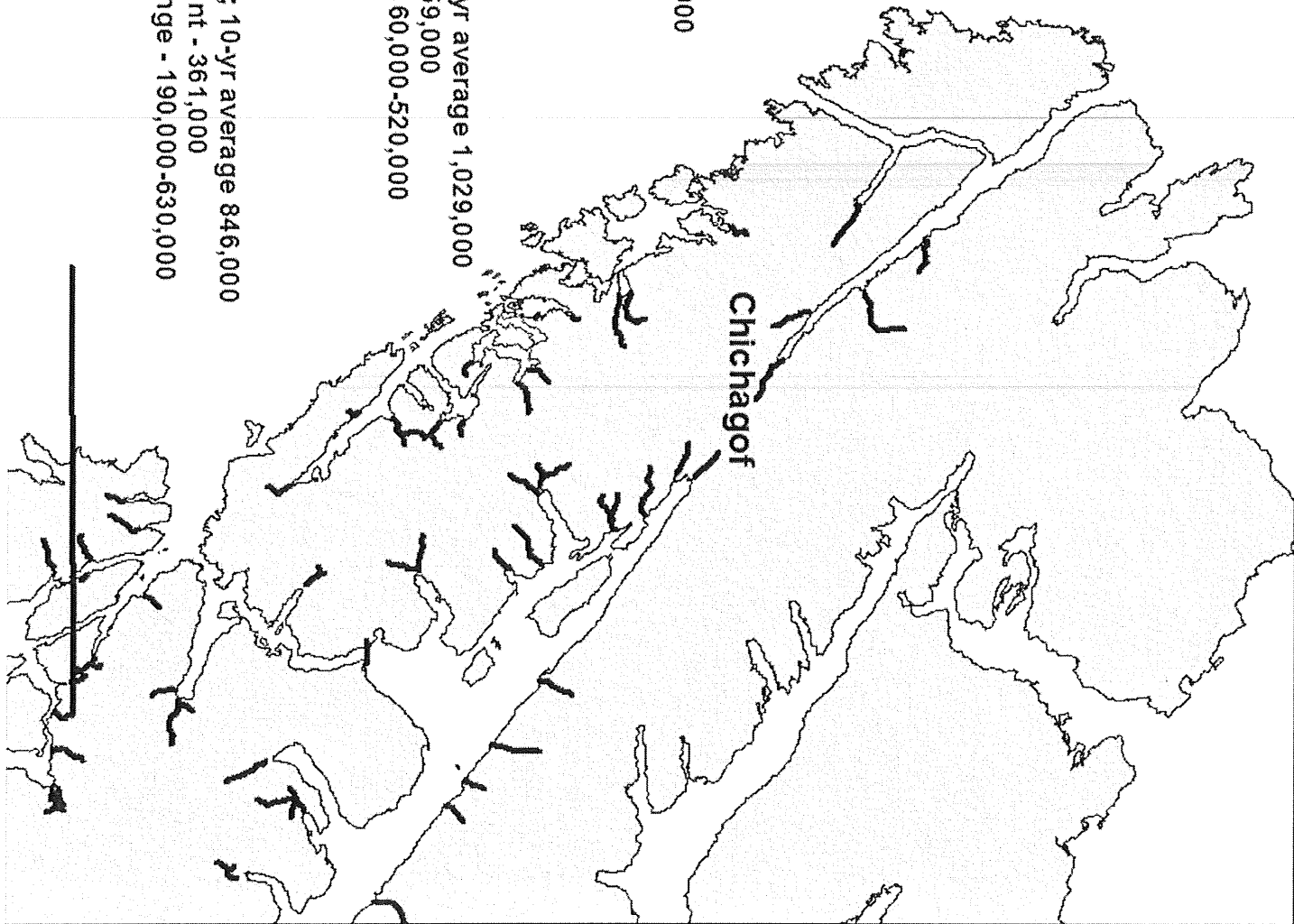
Harvest: 1,641,000 pinks; 10-yr average 148,000
Escapement Index Count - 568,000
Escapement Target Range - 40,000-130,000

Slocum Arm

Harvest: 1,116,000 pinks; 10-yr average 1,029,000
Escapement Index Count - 459,000
Escapement Target Range - 160,000-520,000

Salisbury

Harvest: 708,000 pinks; 10-yr average 846,000
Escapement Index Count - 361,000
Escapement Target Range - 190,000-630,000



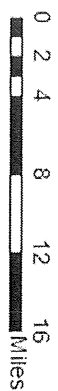
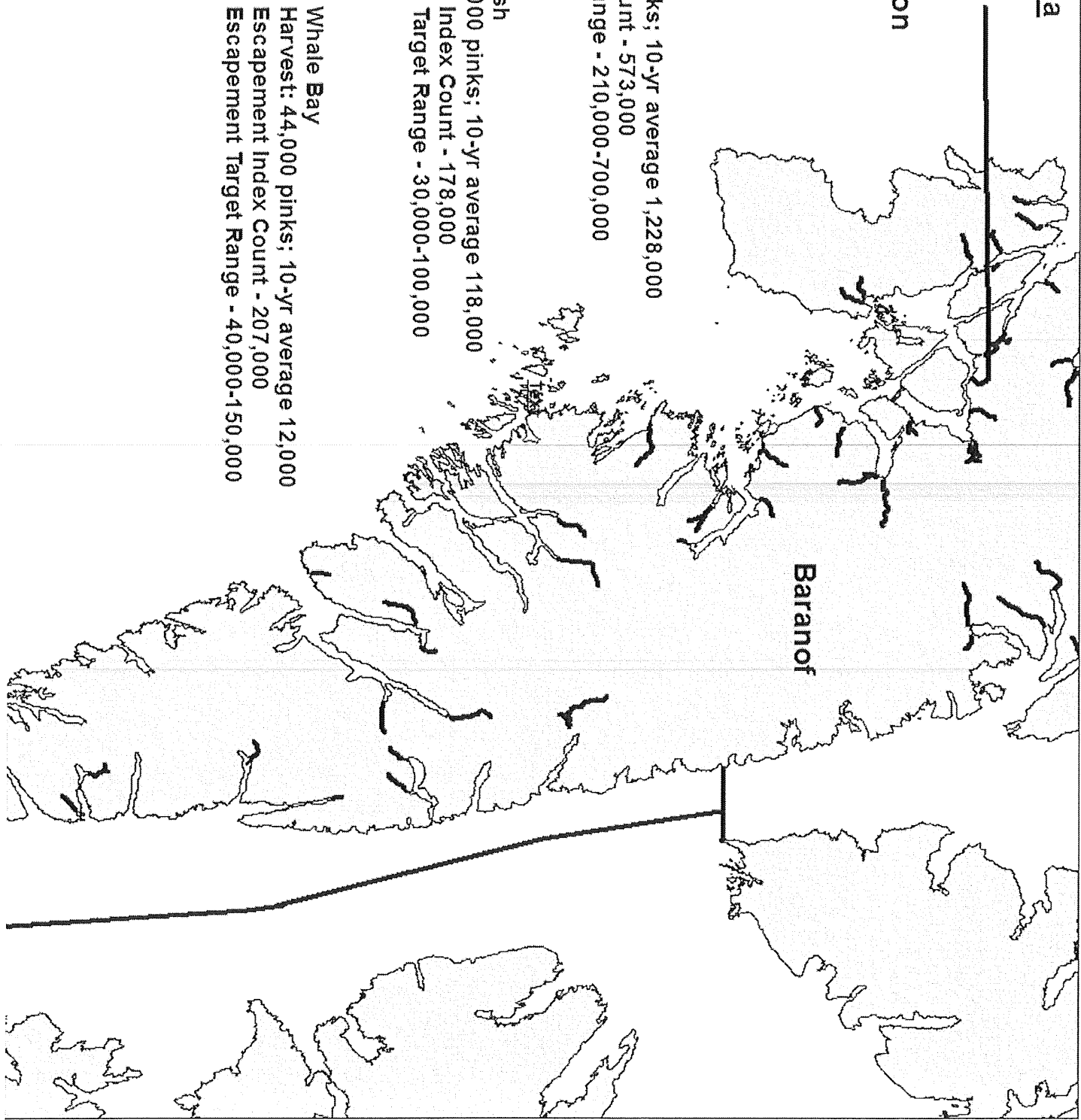
Sitka Management Area

13-B Pink Salmon

Sitka Sound
Harvest: 1,316,000 pinks; 10-yr average 1,228,000
Escapement Index Count - 573,000
Escapement Target Range - 210,000-700,000

West Crawford
Harvest: 11,000 pinks; 10-yr average 118,000
Escapement Index Count - 178,000
Escapement Target Range - 30,000-100,000

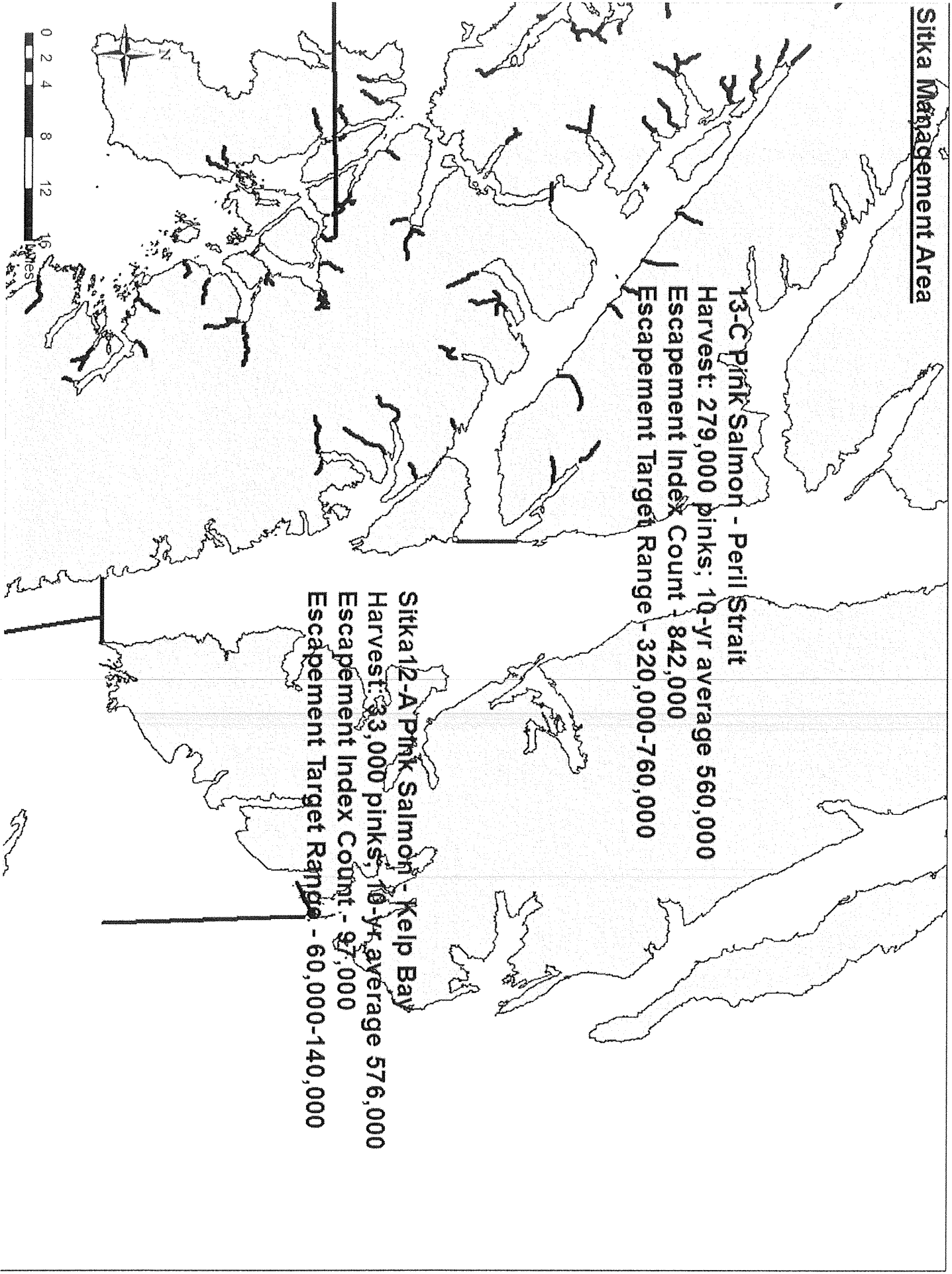
Whale Bay
Harvest: 44,000 pinks; 10-yr average 12,000
Escapement Index Count - 207,000
Escapement Target Range - 40,000-150,000



Sitka Management Area

13-C Pink Salmon - Peril Strait
Harvest: 279,000 pinks; 10-yr average 560,000
Escapement Index Count - 842,000
Escapement Target Range - 320,000-760,000

Sitka 12-A Pink Salmon - Kelp Bay
Harvest: 33,000 pinks; 10-yr average 576,000
Escapement Index Count - 97,000
Escapement Target Range - 60,000-140,000

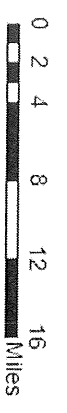


Sitka Management Area



Upper 9-A Pink Salmon - Red Bluff Bay shoreline
Harvest: 27,000 pinks; 10-yr average 396,000
Escapement Index Count - 102,000
Escapement Target Range - 90,000-210,000

Lower 9-A Pink Salmon - Port Walter shoreline
Harvest: Not opened; 10-yr average 576,000
Escapement Index Count - 125,000
Escapement Target Range - 70,000-160,000



2015 Chum Salmon

Sitka inside areas were weak with escapements well below 10 year averages for the five index streams in the Sitka inside areas

Sitka outside areas met lower bound of SEG.

Harvests of chum from areas with index streams was above recent 10-year average.

2016 Expectations For Pink Salmon

- Outside District 13 (Sections 13-A and 13-B)
 - All stock groups met or exceeded escapement targets in 2014.
- Inside Areas (Sections 13-C, Sitka 12-A and 9-A)
 - All stock groups well below escapement targets in 2014. Conservation management and no openings should be expected.