

2016 Sitka Management Area Salmon Seine Summary

Eric Coonradt
Area Management Biologist

Sitka Area Pink Salmon Management



Lisianski

Peril Strait

Portlock Harbor

Slocum Arm

Salisbury Sound

Kelp Bay

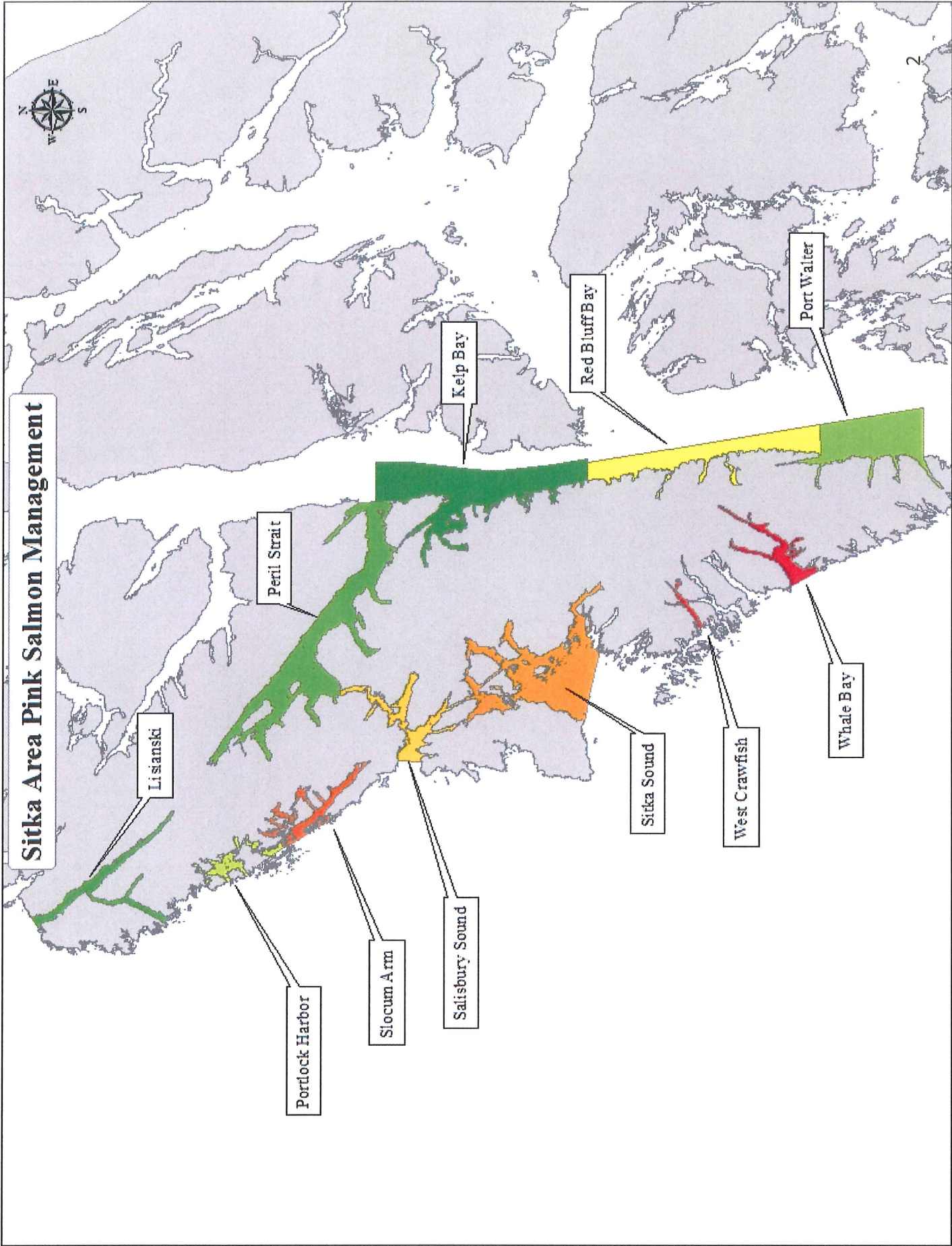
Red Bluff Bay

Sitka Sound

West Crawford

Port Walter

Whale Bay



2014 Sitka Management Area Pink Salmon Summary



Lisianski

Harvest - 6,800 pinks; 10-yr Average - 359,000
 Escapement Est. - 268,000
 Escapement Range - 80,000-270,000

Pertli Strait

Harvest - Not Opened; 10-yr Average - 559,000
 Escapement Est. - 79,500
 Escapement Range - 320,000 - 760,000

Kelp Bay

Harvest - Not Opened; 10-yr Average - 573,000
 Escapement Est. - 10,500
 Escapement Range - 60,000 - 140,000

Red Bluff Bay

Harvest - Not Opened; 10-yr Average - 396,000
 Escapement Est. - 52,000
 Escapement Range - 90,000 - 210,000

Port Walter

Harvest - Not Opened; 10-yr Average - 35,000
 Escapement Est. - 118,000
 Escapement Range - 70,000 - 160,000

Portlock Harbor

Harvest - 417,000 pinks; 10-yr Average - 329,000
 Escapement Est. - 405,000
 Escapement Range - 40,000 - 130,000

Slocum Arm

Harvest - 1,316,000 pinks; 10-yr Average - 1,029,000
 Escapement Est. - 644,000
 Escapement Range - 160,000 - 520,000

Salisbury Sound

Harvest - 292,000 pinks; 10-yr Average - 848,000
 Escapement Est. - 209,000
 Escapement Range - 190,000 - 630,000

Sitka Sound

Harvest - 552,000 pinks; 10-yr Average - 1,186,000
 Escapement Est. - 747,000
 Escapement Range - 210,000 - 700,000

West Crowfish

Harvest - 96,000 pinks; 10-yr Average - 118,000
 Escapement Est. - 230,000
 Escapement Range - 30,000 - 100,000

Whale Bay

Harvest - Not Opened; 10-yr Average - 12,000
 Escapement Est. - 243,000
 Escapement Range - 40,000 - 150,000

Sitka Stock Groups

Index Goal

- █ Above Range
- █ Below Range
- █ Within Range

2016 Sitka Management Area Pink Salmon Summary



Lisianski

Harvest - 5,300 pinks; 10-yr Average - 718,000
 Escapement Est. - 221,000
 Escapement Range - 80,000-270,000

Peril Strait

Harvest - Not Opened; 10-yr Average - 325,000
 Escapement Est. - 380,200
 Escapement Range - 320,000 - 760,000

Kelp Bay

Harvest - Not Opened; 10-yr Average - 310,000
 Escapement Est. - 73,000
 Escapement Range - 60,000 - 140,000

Red Bluff Bay

Harvest - Not Opened; 10-yr Average - 256,000
 Escapement Est. - 103,000
 Escapement Range - 90,000 - 210,000

Port Walter

Harvest - Not Opened; 10-yr Average - 34,000
 Escapement Est. - 71,000
 Escapement Range - 70,000 - 160,000

Portlock Harbor

Harvest - 100,000 pinks; 10-yr Average - 382,000
 Escapement Est. - 253,000
 Escapement Range - 40,000 - 130,000

Slocum Arm

Harvest - 1,073,000 pinks; 10-yr Average - 1,089,000
 Escapement Est. - 513,000
 Escapement Range - 160,000 - 520,000

Salisbury Sound

Harvest - 50,000 pinks; 10-yr Average - 754,000
 Escapement Est. - 215,000
 Escapement Range - 190,000 - 630,000

Sitka Sound

Harvest - 118,000 pinks; 10-yr Average - 973,000
 Escapement Est. - 381,000
 Escapement Range - 210,000 - 700,000

West Crowfish

Harvest - No Harvest; 10-yr Average - 61,000
 Escapement Est. - 52,000
 Escapement Range - 30,000 - 100,000

Whale Bay

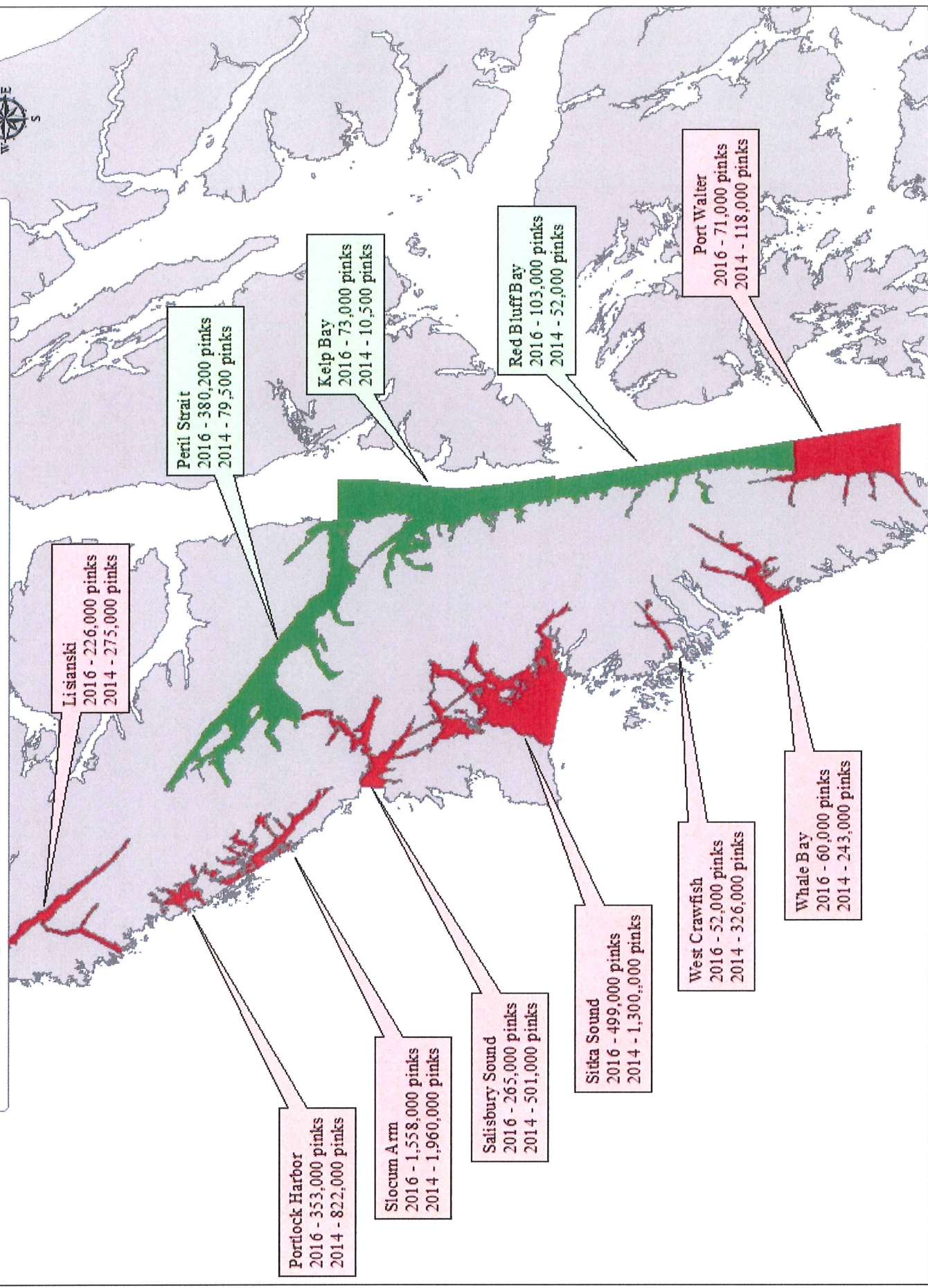
Harvest - Not Opened; 10-yr Average - 15,000
 Escapement Est. - 60,000
 Escapement Range - 40,000 - 150,000

Sitka Stock Groups

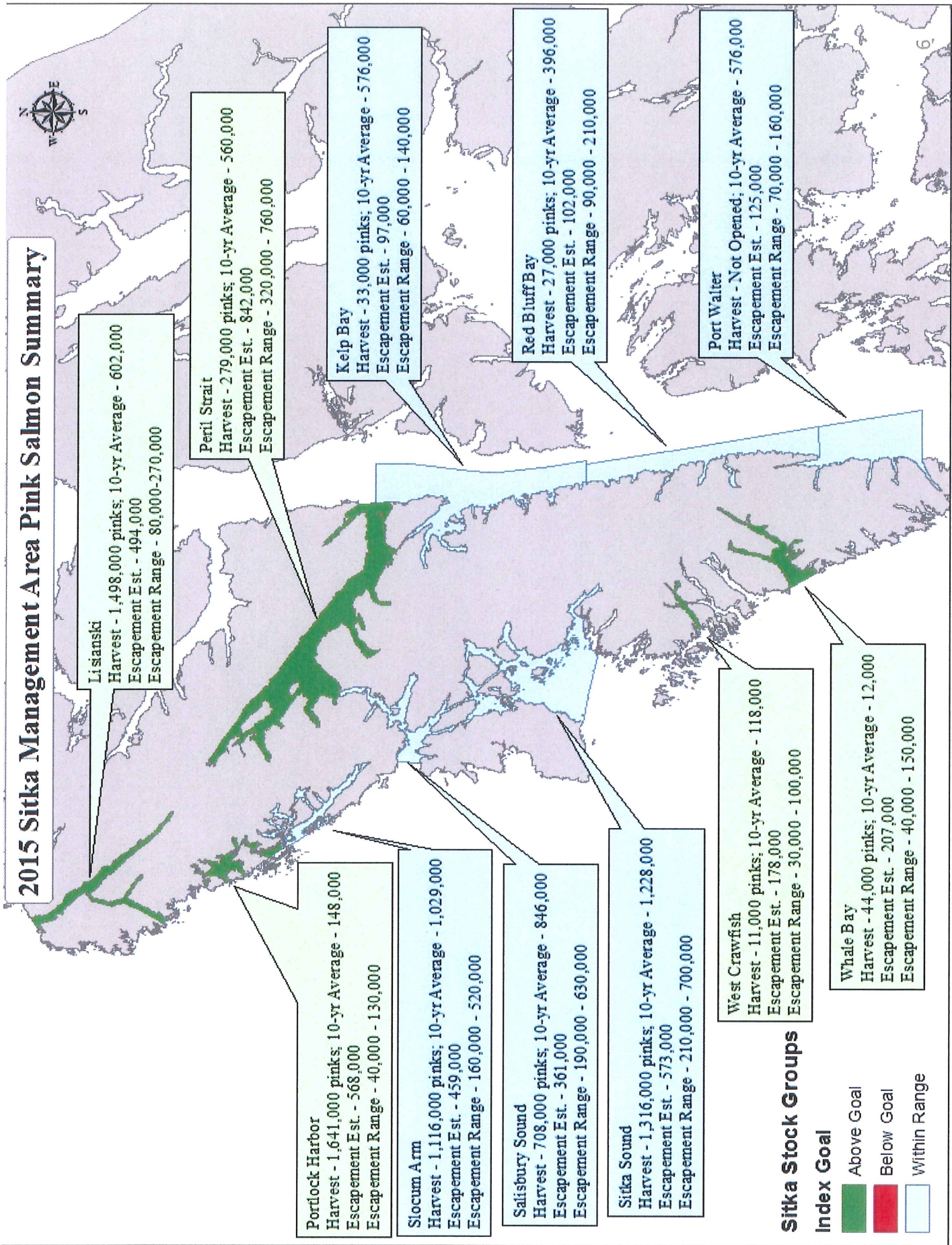
Index Goal

- Above Range
- Below Range
- Within Range

Sitka Management Area Pink Salmon Run Reconstruction 2016 vs 2014



2015 Sitka Management Area Pink Salmon Summary



Sitka Stock Groups

Index Goal

- Above Goal
- Below Goal
- Within Range

2016 Chum Salmon

Sitka inside areas were weak with escapements well below 10 year average for the five index streams in the area.

Sitka outside areas met lower bound of SEG. Harvests of chum from areas with index streams was below recent 10-year average.